



BOBCAPS

TRUST | INNOVATION | EXCELLENCE

DAILY TECHNICAL REPORT

- Market Snapshot
- FIIs & DIIs
- Index View
- Stock Summary
- Key Updates

18th September, 2025

Shantanu Vartak | Shantanu.Vartak@bobcaps.in

Technical & Derivatives Analyst.

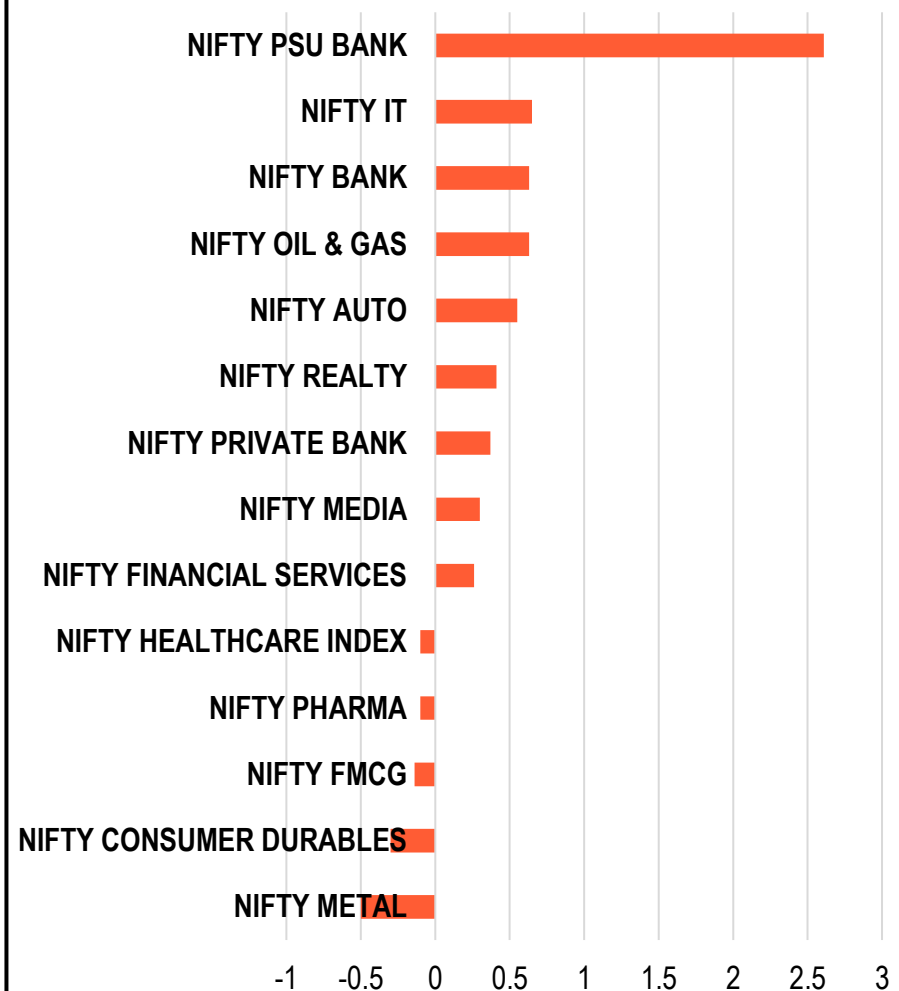


MARKET SNAPSHOT

INDIAN INDICES	LTP	CHANGE	% CHANGE
Nifty 50	25,330.25	91.15	0.36%
BSE Sensex 30	82,693.71	313.02	0.38%
Nifty Bank	55,493.30	345.70	0.63%
Nifty Midcap 50	16,597.90	-2.55	-0.02%
Nifty Smallcap 100	18,423.20	124.85	0.68%
India VIX	10.20	-0.07	-0.68%

GLOBAL MARKETS	LTP	CHANGE	% CHANGE
Dow Jones	46,018.32	260.42	0.57%
NASDAQ Comp.	22,261.33	-72.63	-0.33%
S&P 500	6,600.35	-6.41	-0.10%
FTSE 100	9,208.37	12.71	0.14%
CAC 40	7,786.98	-31.24	-0.40%
DAX	23,359.18	29.94	0.13%
KOSPI	3,439.44	26.04	0.76%
Nikkei 225	45,271.50	481.12	1.07%
Hang Seng	27,011.00	102.61	0.38%

DAILY SECTOR PERFORMANCE (%)





FII & DII

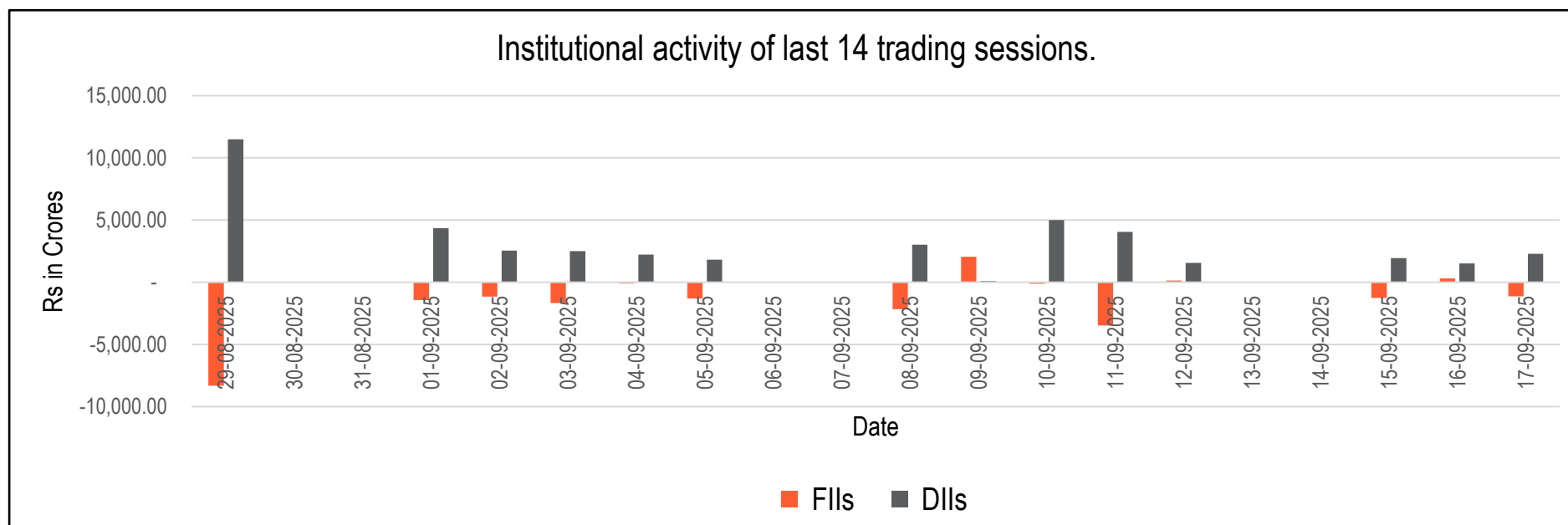
*Rs in Crores

Institutional Activity (Cash Segment)	17-9-2025	Month till date	Prev. month (Aug 2025)
FII	-1,124.54	-11,329.08	-46,902.92
DII	2,293.53	32,892.91	94,828.55

*Rs in Crores

FII F&O activity	17-9-2025	Month till date
Index Futures	1,708.09	4,727.78
Index Options	-3,533.23	67,397.97
Stock Futures	-401.79	-3,373.5
Stock Options	-30.68	-1,253.78

Institutional activity of last 14 trading sessions.





NIFTY50: 25,330.25	
Trend	Bullish
Momentum	Bullish
Support	25300, 25200
Resistance	25500, 25650

BANK NIFTY: 55,493.30	
Trend	Bullish
Momentum	Bullish
Support	55400, 55000
Resistance	56000, 57000

Commentary

- Nifty opened with a gap-up on Wednesday and maintained a positive bias throughout the session, closing with a gain of 91 points. Bank Nifty outperformed, surging 345 points to end just below the 55500 mark.
- A notable rally was seen in the PSU Bank index, which jumped 2.61%, while the Metal index witnessed profit booking after its recent strong run. With the U.S. Fed's rate cut expected to boost sentiment, stocks from banking, IT, pharma, and auto sectors are likely to remain in focus.
- Heading into Thursday, the market is expected to witness another gap-up opening; however, given the one-way rally of the past 2-3 sessions, the possibility of profit booking cannot be ruled out. On the upside, 25500 is seen as a key resistance level for Nifty, while Bank Nifty may face a hurdle around 56000. Considering the current technical setup, a buy-on-dips strategy appears appropriate for the day.



STOCK SUMMARY

NIFTY50 TOP GAINERS

SYMBOL	CMP	%CHANGE
TATACONSUM	1135.7	3.99
SBIN	856.9	3.05
BEL	411.8	2.21
KOTAKBANK	2051	1.45
MARUTI	15790	1.39

MOST ACTIVE BY VALUE

SCRIP	CMP	%CHANGE	VALUE (Rs in Lakhs)
URBANCO	169	4.16	32,90,17,68,686.88
REDINGTON	290.4	0.38	17,40,16,11,217.59
HDFCBANK	967	0.02	16,81,25,06,128.88
GRSE	2,595.20	6.35	15,87,84,17,315.66
SBIN	856.9	3.05	14,61,02,71,349.26

NIFTY50 TOP LOSERS

SYMBOL	CMP	%CHANGE
HDFCLIFE	766	-1.08
BAJAJFINSV	2060	-0.98
TITAN	3524.6	-0.91
SBILIFE	1803	-0.87
HINDALCO	749.5	-0.85

MOST ACTIVE BY VOLUME

SCRIP	CMP	%CHANGE	VOLUME (shares)
IDEA	7.79	-1.89	58,71,52,972
PCJEWELLER	14.7	9.78	50,93,26,038
URBANCO	169	4.16	19,60,30,557
FILATFASH	0.64	10.34	12,12,85,353
YESBANK	21.07	0.29	7,72,72,829



TOP TRENDING MIDCAPS & SMALLCAPS

NIFTY MIDCAP 150 BULLISH

SYMBOL	CMP	%CHANGE
ABFRL	90.17	4.03
APARINDS	8943.00	3.60
GVT&D	2992.70	2.33
DALBHARAT	2476.20	1.99
BANKINDIA	119.64	1.80

NIFTY MIDCAP 150 BEARISH

SYMBOL	CMP	%CHANGE
BIOCON	354.35	-1.62
UBL	1799.40	-1.35
GICRE	365.85	-1.04
LINDEINDIA	6443.00	-1.04
SYNGENE	651.20	-0.92

NIFTY SMALLCAP 250 BULLISH

SYMBOL	CMP	%CHANGE
AFFLE	2145.70	3.77
CAPLIPOINT	2330.10	3.68
INOXINDIA	1244.00	3.55
NETWEB	2928.40	3.03
CREDITACC	1360.20	2.77

NIFTY SMALLCAP 250 BEARISH

SYMBOL	CMP	%CHANGE
APTUS	328.95	-1.56
ERIS	1648.60	-0.80
IIFL	443.30	-0.76
AKUMS	471.40	-0.76
IKS	1549.90	-0.50



KEY UPDATES

Market triggers

- US Fed cut benchmark rate by 25 bps to 4.00-4.25%, its first since December 2024 and the first under Trump's second term. Powell termed it a "risk-management cut," with scope for more easing this year.
- Dollar extended gains for a second day post-Fed decision.
- Crude Oil held steady as traders weighed Fed's rate cut and the prospect of stronger demand from lower borrowing costs.
- GIFT Nifty trading higher at ~25,499, signaling a positive start for domestic equities.

Stocks to watch

CAMS, SBIN, Tata Consumer Products.

Stocks in F&O ban list

ANGELONE, OFSS, RBLBANK.

Technical Research Disclaimer

Name of the Research Entity: **BOB Capital Markets Limited**

Registered Office Address: **1704, B Wing, Parinee Crescenzo, G Block, BKC, Bandra East, Mumbai 400051**

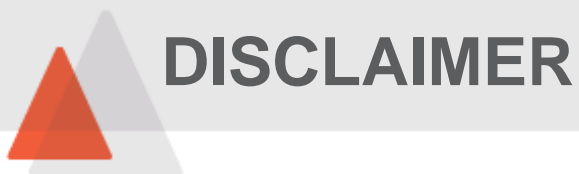
SEBI Research Analyst Registration No: **INH000000040**

Brand Name: **BOBCAPS**

Trade Name: **www.barodaetrade.com**

CIN: **U65999MH1996GOI098009**

This document has been prepared by BOB Capital Markets Ltd. (BOBCAPS) and is intended for use only by the person or entity to which it is addressed to. This Document may contain confidential and/or privileged material and is not for any type of circulation and any review, retransmission, or any other use is strictly prohibited. This Document is subject to changes without prior notice. This document does not constitute an offer to sell or solicitation for the purchase or sale of any financial instrument or as an official confirmation of any transaction. Though disseminated to all customers who are due to receive the same, not all customers may receive this report at the same time. BOBCAPS will not treat recipients as customers by virtue of their receiving this report.



The information contained herein is obtained from publicly available data or other sources believed to be reliable and BOBCAPS has not independently verified the accuracy and completeness of the said data and hence it should not be relied upon as such. While we would endeavour to update the information herein on reasonable basis, BOBCAPS, its subsidiaries and associated companies, their directors and employees ("BOBCAPS and affiliates") are under no obligation to update or keep the information current. Also, there may be regulatory, compliance, or other reasons that may prevent BOBCAPS and affiliates from doing so. This document is prepared for assistance only and is not intended to be and must not alone be taken as the basis for an investment decision. Recipients of this report should also be aware that past performance is not necessarily a guide to future performance and value of investments can go down as well. The user assumes the entire risk of any use made of this information. Each recipient of this document should make such investigations as it deems necessary to arrive at an independent evaluation of an investment in the securities of companies referred to in this document (including the merits and risks involved), and should consult its own advisors to determine the merits and risks of such an investment. The investment discussed or views expressed may not be suitable for all investors. We do not undertake to advise you as to any change of our views. Since this a technical research report, the views expressed herein would be valid for very short / limited time frame and could be rendered outdated based on market movements. For the same reasons, the views expressed herein may not be aligned with research views arising from study of fundamentals of the company / security. BOBCAPS does not assure continuing relevance of its views expressed herein. This report is not directed or intended for distribution to, or use by, any person or entity who is a citizen or resident of or located in any locality, state, country or other jurisdiction, where such distribution, publication, availability or use would be contrary to law, regulation or which would subject BOBCAPS and affiliates to any registration or licensing requirement within such jurisdiction. The securities described herein may or may not be eligible for sale in all jurisdictions or to certain category of investors. Persons in whose possession this document may come are required to inform themselves of and to observe such restriction. The analyst certifies that the analyst has not dealt or traded directly or indirectly in securities mentioned herein and that all of the views expressed in this document accurately reflect his or her personal views about the subject company or companies and its or their securities. The analyst further certifies that neither he or its associates or his relatives has any direct or indirect financial interest nor have actual or beneficial ownership of 1% or more in the securities of the company at the end of the month immediately preceding the date of publication of the research report nor have any material conflict of interest nor has served as officer, director or employee or engaged in market making activity of the company. Further, the analyst has also not been a part of the team which has managed or co-managed the public offerings of the company and no part of the analyst's compensation was, is or will be, directly or indirectly related to specific recommendations or views expressed in this document. BOBCAPS or its associates or analysts have not received any compensation for investment banking, merchant banking, brokerage services or any compensation or other benefits from the subject company or from third party in the past twelve months in connection with the research report. Either BOBCAPS or its affiliates or its directors or employees / representatives / clients or their relatives may have position(s), make market, act as principal or engage in transactions of purchase or sell of securities, from time to time or may be materially interested in any of the securities or related securities referred to in this report. BOBCAPS may from time to time solicit from, or perform investment banking, or other services for, any company mentioned herein. Without limiting any of the foregoing, in no event shall BOBCAPS, any of its affiliates or any third party involved in, or related to, computing or compiling the information have any liability for any damages of any kind. Please refer the Risk Disclosure Document issued by SEBI and go through the Rights and Obligations and Do's and Don't's issued by Stock Exchanges and Depositories before trading on the Stock Exchanges. For commodities derivatives please note that Commodities Derivatives are highly leveraged instruments and their prices may be dramatically influenced by factors such as prices of underlying, government policies, international market prices, international political situations and other macro-economic factors. Before investing in the asset class consider your investment objectives, level of experience and risk appetite carefully. The research recommendations shall not imply any assured / guaranteed returns or any minimum returns and there may be risk of loss of capital.

Standard Warnings:

"Investment in securities market are subject to market risks. Read all the related documents carefully before investing."

"Registration granted by SEBI, and certification from NISM in no way guarantee performance of the intermediary or provide any assurance of returns to investors."

For any complaints email at investorgrievance@bobcaps.in.