



**BOBCAPS**

TRUST | INNOVATION | EXCELLENCE

# DAILY TECHNICAL REPORT

- Market Snapshot
- FIIs & DIIs
- Index View
- Stock Summary
- Key Updates

**18<sup>th</sup> February, 2025**

Shantanu Vartak | [Shantanu.Vartak@bobcaps.in](mailto:Shantanu.Vartak@bobcaps.in)

Technical & Derivatives Analyst.

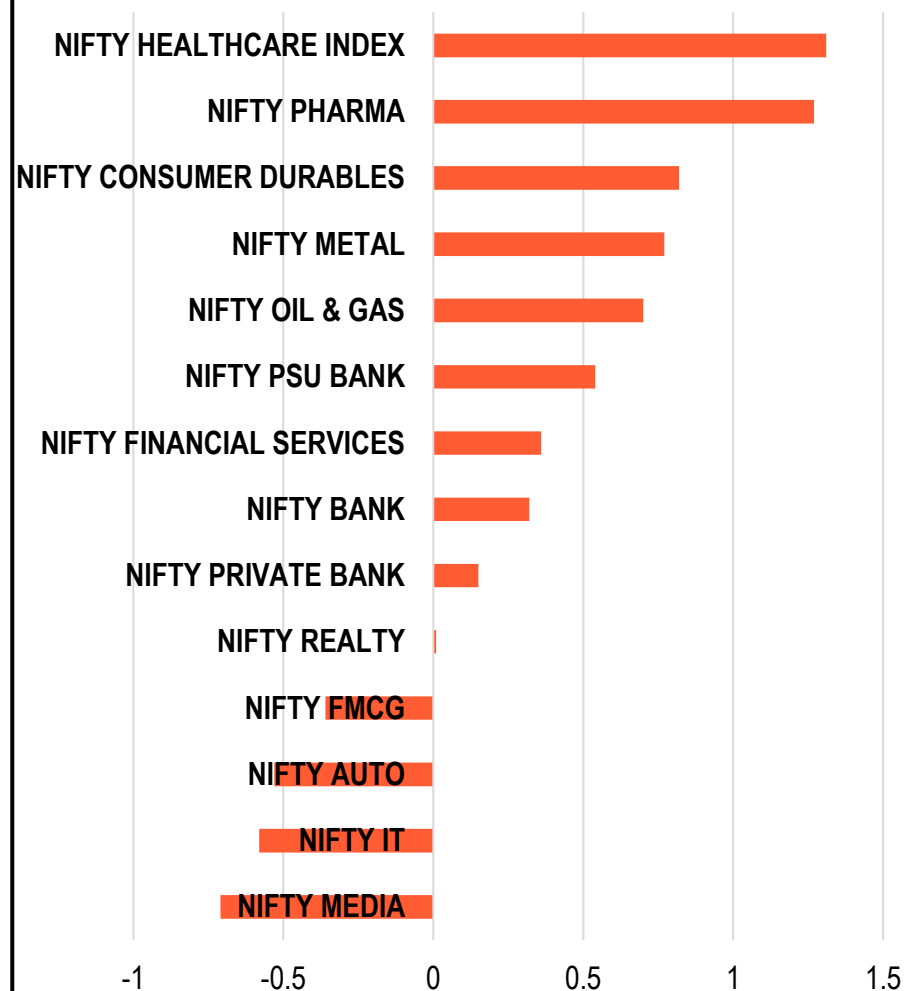


# MARKET SNAPSHOT

| INDIAN INDICES     | LTP       | CHANGE | % CHANGE |
|--------------------|-----------|--------|----------|
| Nifty 50           | 22,959.50 | 30.25  | 0.13%    |
| BSE Sensex 30      | 75,996.86 | 57.65  | 0.08%    |
| Nifty Bank         | 49,258.90 | 159.45 | 0.32%    |
| Nifty Midcap 50    | 13,996.85 | 69.50  | 0.50%    |
| Nifty Smallcap 100 | 15,413.10 | 5.90   | 0.04%    |
| INDIA VIX          | 15.72     | 0.71   | 4.73%    |

| GLOBAL MARKETS                           | LTP       | CHANGE  | % CHANGE |
|--|-----------|---------|----------|
| Dow Jones                                | 44,546.08 | -165.35 | -0.37%   |
| NASDAQ Comp.                             | 20,026.77 | 81.13   | 0.41%    |
| S&P 500                                  | 6,114.63  | -0.44   | -0.01%   |
| FTSE 100                                 | 8,768.01  | 35.55   | 0.41%    |
| CAC 40                                   | 8,189.13  | 10.59   | 0.13%    |
| DAX                                      | 22,798.09 | 284.67  | 1.26%    |
| KOSPI (As on Feb 17 <sup>th</sup> )      | 2,610.42  | 19.37   | 0.75%    |
| Nikkei 225 (As on Feb 17 <sup>th</sup> ) | 39,204.50 | 40.00   | 0.10%    |
| Hang Seng (As on Feb 17 <sup>th</sup> )  | 22,616.23 | -4.10   | -0.02%   |

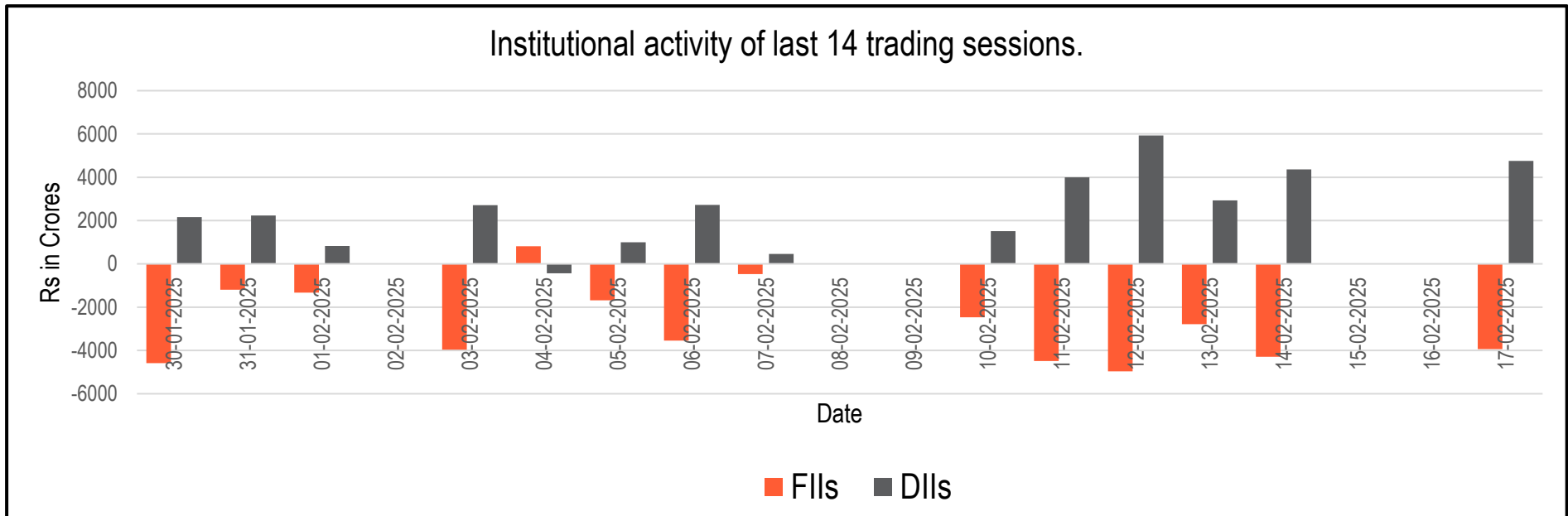
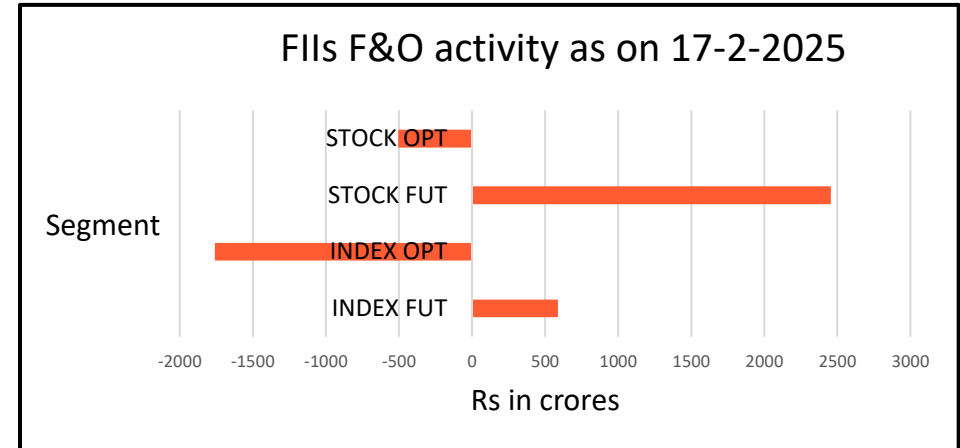
## DAILY SECTOR PERFORMANCE (%)





\*Rs in Crores

| Institutional Activity<br>(Cash Segment) | 17-2-2025 | Month till date | Prev. month Jan. 2025 |
|--|-----------|-----------------|-----------------------|
| <b>FII</b>                               | -3,937.83 | -33,121.26      | -87,374.66            |
| <b>DII</b>                               | 4,759.77  | 30,778.84       | 86,591.80             |





## Pharma and health care stocks heal the market.

Market witnessed a recovery on Monday as Nifty bounced back post a gap down opening. On its daily chart, the index was seen respecting the support zone around 22800 levels while it closed near the day's high. Going into Tuesday's trading session, a positive bias can be held in Nifty with an expectation of continuation in the bounce up to 23100 and 23250 levels. On the downside, 22700-22800 shall be acting as the support zone.



# INDEX VIEW: BANK NIFTY



## IndusInd Bank leads the index with more than 2 per cent gain.

Bank Nifty saw a recovery from day's low around 48500 level and closed near the day's high gaining more than 150 points. On its daily chart, the MACD oscillator can be seen trading around signal line support and hence, the index seems to be standing at a 'make or break' level. Going into Tuesday, the bounce back is expected to continue with 49500 and 49800 acting as resistance levels. On the contrary, support shall lay at 49000 and 48500.



# STOCK SUMMARY

## NIFTY50 TOP GAINERS

| SYMBOL     | CMP     | %CHANGE |
|------------|---------|---------|
| ADANIENT   | 2237.30 | 3.93    |
| BAJAJFINSV | 1890.05 | 2.65    |
| INDUSINDBK | 1050.30 | 2.53    |
| POWERGRID  | 263.10  | 2.23    |
| ADANIPORTS | 1085.10 | 2.11    |

## MOST ACTIVE BY VALUE

| SCRIP      | CMP      | %CHANGE | VALUE (Rs in Lakhs) |
|------------|----------|---------|---------------------|
| GODFRYPHLP | 7,011.00 | 16.86   | 20,30,69,61,489.99  |
| M&M        | 2,841.00 | -3.45   | 13,48,51,33,701.27  |
| HDFCBANK   | 1,719.00 | 1.42    | 11,01,19,48,772.22  |
| ICICIBANK  | 1,251.65 | -0.67   | 10,43,98,35,518.39  |
| RELIANCE   | 1,225.45 | 0.67    | 9,96,01,68,253.63   |

## NIFTY50 TOP LOSERS

| SYMBOL     | CMP     | %CHANGE |
|------------|---------|---------|
| M&M        | 2841.00 | -3.45   |
| BHARTIARTL | 1676.50 | -2.36   |
| INFY       | 1843.05 | -0.72   |
| TCS        | 3908.00 | -0.68   |
| ICICIBANK  | 1251.65 | -0.67   |

## MOST ACTIVE BY VOLUME

| SCRIP      | CMP    | %CHANGE | VOLUME (shares) |
|------------|--------|---------|-----------------|
| IDEA       | 8.32   | 1.34    | 42,71,22,426    |
| YESBANK    | 17.69  | -0.39   | 9,23,72,362     |
| GTLINFRA   | 1.59   | -2.45   | 5,63,73,912     |
| MANAPPURAM | 193.22 | 8.46    | 5,20,38,173     |
| SUZLON     | 51.49  | 0.68    | 4,67,42,293     |



## KEY UPDATES

### **Market info**

- Historically, the month of February has proved to be a period of negativity for Indian markets. Since year 2005, Nifty50 index has produced an average return of -0.95% during this particular month.

### **Stocks to watch**

Astral, ABFRL, Balrampur Chini, CG Power, CONCOR.

### **Stocks in F&O ban list**

DEEPAKNTR, MANAPPURAM.

### **Results today (Nifty 200)**

Nil.

## Technical Research Disclaimer

Name of the Research Entity: **BOB Capital Markets Limited**

Registered Office Address: **1704, B Wing, Parinee Crescenzo, G Block, BKC, Bandra East, Mumbai 400051**

SEBI Research Analyst Registration No: **INH000000040**

Brand Name: **BOBCAPS**

Trade Name: **[www.barodaetrade.com](http://www.barodaetrade.com)**

CIN: **U65999MH1996GOI098009**

This document has been prepared by BOB Capital Markets Ltd. (BOBCAPS) and is intended for use only by the person or entity to which it is addressed to. This Document may contain confidential and/or privileged material and is not for any type of circulation and any review, retransmission, or any other use is strictly prohibited. This Document is subject to changes without prior notice. This document does not constitute an offer to sell or solicitation for the purchase or sale of any financial instrument or as an official confirmation of any transaction. Though disseminated to all customers who are due to receive the same, not all customers may receive this report at the same time. BOBCAPS will not treat recipients as customers by virtue of their receiving this report.



The information contained herein is obtained from publicly available data or other sources believed to be reliable and BOBCAPS has not independently verified the accuracy and completeness of the said data and hence it should not be relied upon as such. While we would endeavour to update the information herein on reasonable basis, BOBCAPS, its subsidiaries and associated companies, their directors and employees ("BOBCAPS and affiliates") are under no obligation to update or keep the information current. Also, there may be regulatory, compliance, or other reasons that may prevent BOBCAPS and affiliates from doing so. This document is prepared for assistance only and is not intended to be and must not alone be taken as the basis for an investment decision. Recipients of this report should also be aware that past performance is not necessarily a guide to future performance and value of investments can go down as well. The user assumes the entire risk of any use made of this information. Each recipient of this document should make such investigations as it deems necessary to arrive at an independent evaluation of an investment in the securities of companies referred to in this document (including the merits and risks involved), and should consult its own advisors to determine the merits and risks of such an investment. The investment discussed or views expressed may not be suitable for all investors. We do not undertake to advise you as to any change of our views. Since this a technical research report, the views expressed herein would be valid for very short / limited time frame and could be rendered outdated based on market movements. For the same reasons, the views expressed herein may not be aligned with research views arising from study of fundamentals of the company / security. BOBCAPS does not assure continuing relevance of its views expressed herein. This report is not directed or intended for distribution to, or use by, any person or entity who is a citizen or resident of or located in any locality, state, country or other jurisdiction, where such distribution, publication, availability or use would be contrary to law, regulation or which would subject BOBCAPS and affiliates to any registration or licensing requirement within such jurisdiction. The securities described herein may or may not be eligible for sale in all jurisdictions or to certain category of investors. Persons in whose possession this document may come are required to inform themselves of and to observe such restriction. The analyst certifies that the analyst has not dealt or traded directly or indirectly in securities mentioned herein and that all of the views expressed in this document accurately reflect his or her personal views about the subject company or companies and its or their securities. The analyst further certifies that neither he or its associates or his relatives has any direct or indirect financial interest nor have actual or beneficial ownership of 1% or more in the securities of the company at the end of the month immediately preceding the date of publication of the research report nor have any material conflict of interest nor has served as officer, director or employee or engaged in market making activity of the company. Further, the analyst has also not been a part of the team which has managed or co-managed the public offerings of the company and no part of the analyst's compensation was, is or will be, directly or indirectly related to specific recommendations or views expressed in this document. BOBCAPS or its associates or analysts have not received any compensation for investment banking, merchant banking, brokerage services or any compensation or other benefits from the subject company or from third party in the past twelve months in connection with the research report. Either BOBCAPS or its affiliates or its directors or employees / representatives / clients or their relatives may have position(s), make market, act as principal or engage in transactions of purchase or sell of securities, from time to time or may be materially interested in any of the securities or related securities referred to in this report. BOBCAPS may from time to time solicit from, or perform investment banking, or other services for, any company mentioned herein. Without limiting any of the foregoing, in no event shall BOBCAPS, any of its affiliates or any third party involved in, or related to, computing or compiling the information have any liability for any damages of any kind. Please refer the Risk Disclosure Document issued by SEBI and go through the Rights and Obligations and Do's and Don't's issued by Stock Exchanges and Depositories before trading on the Stock Exchanges. For commodities derivatives please note that Commodities Derivatives are highly leveraged instruments and their prices may be dramatically influenced by factors such as prices of underlying, government policies, international market prices, international political situations and other macro-economic factors. Before investing in the asset class consider your investment objectives, level of experience and risk appetite carefully. The research recommendations shall not imply any assured / guaranteed returns or any minimum returns and there may be risk of loss of capital.

### **Standard Warnings:**

"Investment in securities market are subject to market risks. Read all the related documents carefully before investing."

"Registration granted by SEBI, and certification from NISM in no way guarantee performance of the intermediary or provide any assurance of returns to investors."

For any complaints email at [investorgrievance@bobcaps.in](mailto:investorgrievance@bobcaps.in).