



BOBCAPS

TRUST | INNOVATION | EXCELLENCE

DAILY TECHNICAL REPORT

- Market Snapshot
- FII & DII
- Index View
- Stock Summary
- Key Updates

3rd December, 2024

Shantanu Vartak | Shantanu.Vartak@bobcaps.in

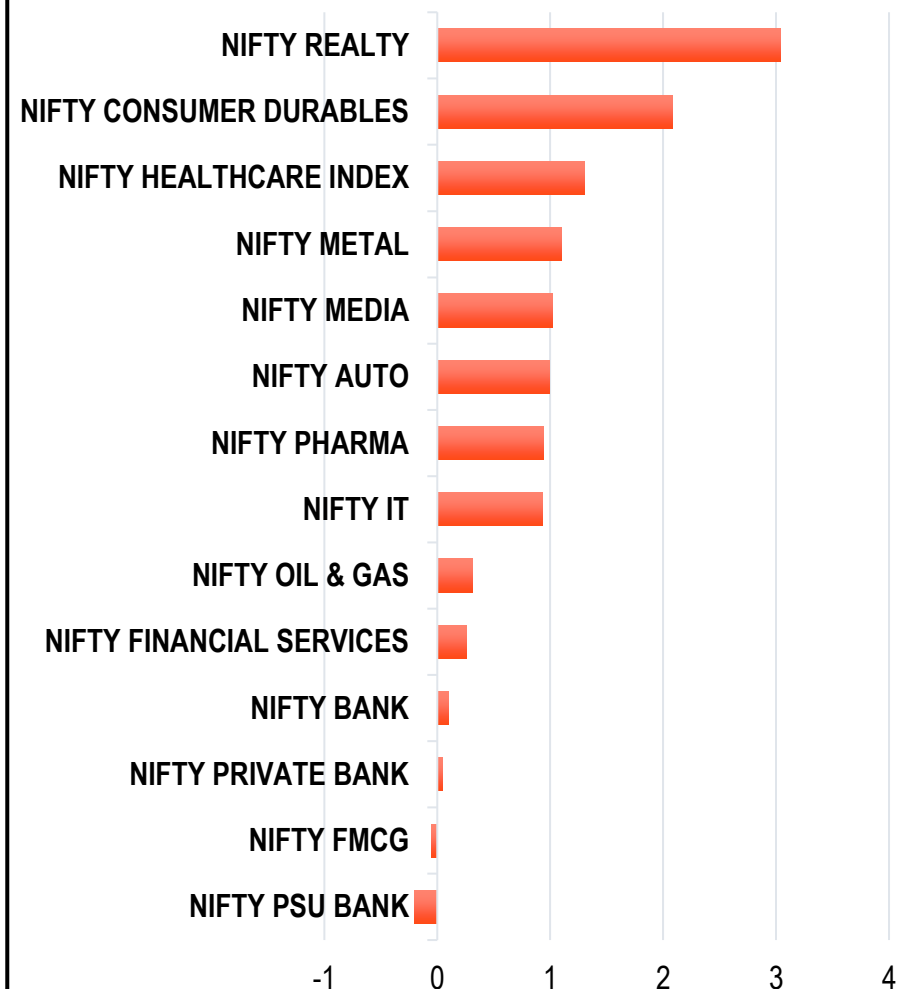


MARKET SNAPSHOT

INDIAN INDICES	02-12-2024	29-11-2024	% CHANGE
Nifty50	24,276.05	24,131.10	0.60%
Sensex	80,248.08	79,802.79	0.56%
Bank Nifty	52,109.00	52,055.60	0.10%
Nifty Mid-Cap 50	15,923.55	15,697.75	1.44%
Nifty Small-Cap 100	18,845.05	18,650.95	1.04%
Nifty50 Adv/Dec	31/18	43/7	-

GLOBAL MARKETS	LTP	Prev. Close	% CHANGE
Dow Jones	44,782.00	44,910.65	-0.29%
Nasdaq Comp.	19,403.95	19,218.17	0.97%
S&P 500	6,047.15	6,032.38	0.24%
FTSE 100	8,312.89	8,287.30	0.31%
CAC 40	7,236.89	7,235.11	0.02%
DAX	19,933.62	19,626.45	1.57%
KOSPI	2,454.48	2,455.91	-0.06%
Nikkei 225	38,513.02	38,208.03	0.80%
Hang Seng	19,550.29	19,423.61	0.65%

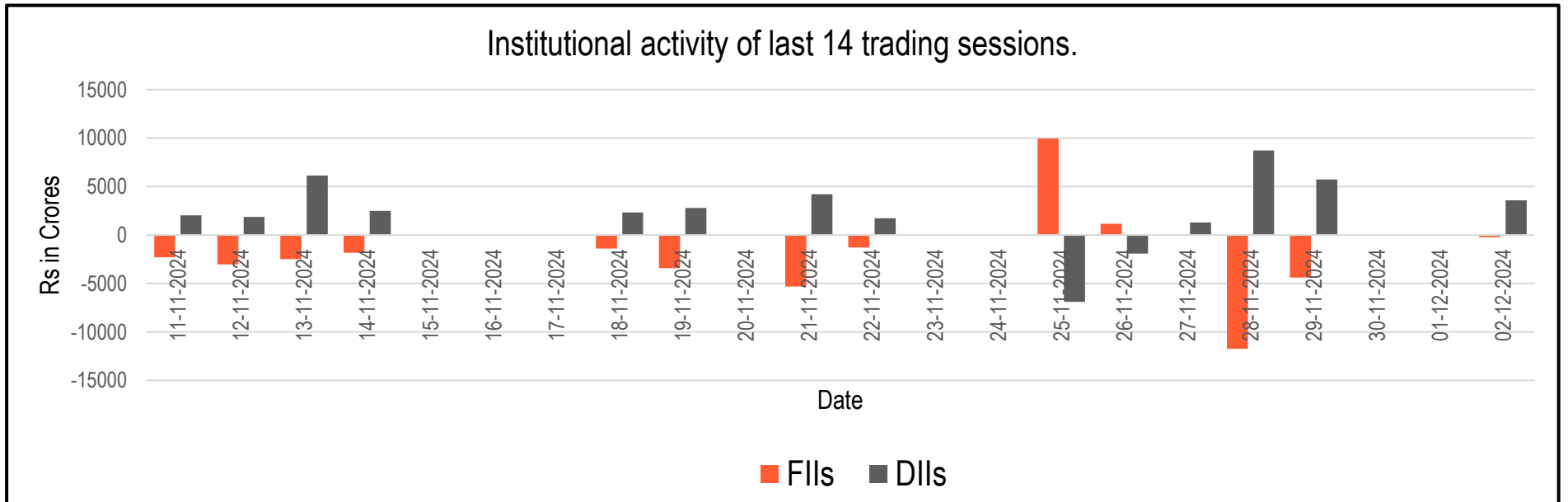
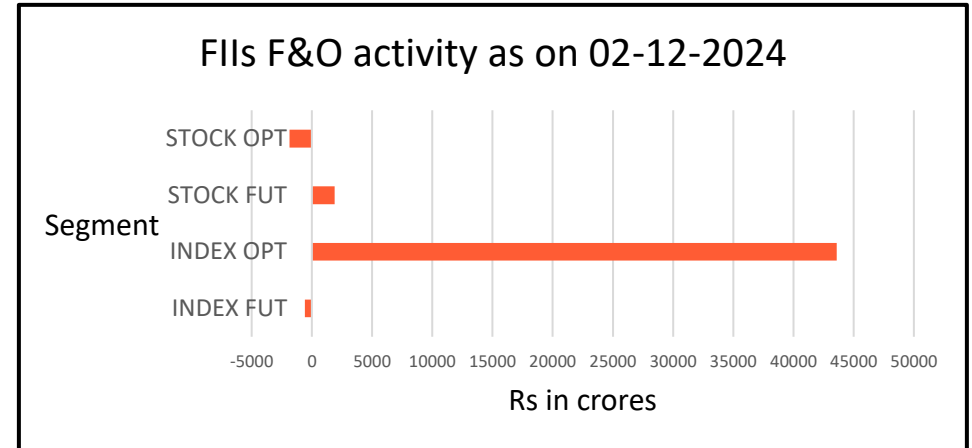
SECTOR PERFORMANCE (%)





*Rs in Crores

Institutional Activity (Cash Segment)	02-12-2024	Month till date	Prev. month Nov. 2024
FII	-238.28	-238.28	-45,974.12
DII	3,588.66	3,588.66	44,483.86





Nifty witnesses a strong closing as index heavy weights perform.

With the Nifty gaining about 150 points, market began the month on a positive note. Although Ultratech Cement (+3.98%) was the top gainer, Nifty was well supported by index drivers like Reliance Industries (+1.31%) and Infosys (+1.18%). Technically speaking, the index saw a sharp recovery after testing 24000 levels early in the trading session and closed near the day's high. The overall price action indicates a sturdy support around 23950 levels as Nifty heads towards 24350 levels yet again. Going into Tuesday's trading session, a breakout above 24350 is expected to trigger fresh bullish momentum and lead to an extended move of 100-150 points on the upside.



Conflicting moves within index components lead to a flat closing in Bank Nifty.

Bank Nifty traded sideways on Monday and closed with a minor gain of 53 points. IDFC First Bank and HDFC Bank emerged as the joint top gainers with 0.48% rise each. On the other hand Federal Bank slipped by 0.81% to be the top loser. On its daily chart, Bank Nifty index has witnessed a 'doji' candle formation indicating lack of conviction among both buyers and sellers at current levels. However, the fact that price has been able to find support around 51765 level multiple times during last few trading sessions and has managed to close above 52000 on Monday, serves as a positive signal. We expect Bank Nifty to rise up to 52800 levels with 51700 acting as a support.



CHART OF THE DAY



Nifty Realty index.

- Technical structure of Nifty Realty suggests fresh long build-up in majority of the index components.
- The momentum is expected to continue on the higher side and Nifty Realty shall touch 1130 levels in the upcoming days.
- Levels around 1000 should be acting as a strong support.



STOCK SUMMARY

NIFTY50 TOP GAINERS

SYMBOL	CMP	%CHANGE
ULTRACEMCO	11630.20	3.82
APOLLOHOSP	7064.25	3.45
GRASIM	2686.00	3.06
SHRIRAMFIN	3097.00	2.56
JSWSTEEL	990.40	2.53

MOST ACTIVE BY VALUE

SCRIP	CMP	%CHANGE	VALUE (Rs in Lakhs)
ADANIGREEN	1,328.70	0.36	26,89,53,22,100.80
DIXON	16,770.00	6.09	23,46,02,50,593.41
OLAELEC	93.06	6.46	15,13,67,49,337.58
RELIANCE	1,310.60	1.42	14,31,59,63,787.20
HDFCBANK	1,805.95	0.55	13,53,79,09,362.78

NIFTY50 TOP LOSERS

SYMBOL	CMP	%CHANGE
HDFCLIFE	640.20	-2.67
NTPC	358.35	-1.46
CIPLA	1513.00	-1.36
SBILIFE	1422.50	-1.06
HINDUNILVR	2479.00	-0.69

MOST ACTIVE BY VOLUME

SCRIP	CMP	%CHANGE	VOLUME (shares)
IDEA	8.28	-0.96	34,13,31,191
OLAELEC	93.06	6.46	16,80,55,394
YESBANK	20.1	0.7	6,83,51,418
SUZLON	66.12	4.99	6,11,28,869
JPPOWER	18.52	0.33	5,25,20,443



Market info

- December has historically been a bullish month for the Nifty50 index with average monthly gains of ~3% in the last 20 years.
- A total of 45 stocks have been added to the futures and options (F&O) segment by National Stock Exchange (NSE) from 29th of November 2024.

Stocks in F&O ban list

RBLBANK.

Technical Research Disclaimer

Name of the Research Entity: **BOB Capital Markets Limited**

Registered Office Address: **1704, B Wing, Parinee Crescenzo, G Block, BKC, Bandra East, Mumbai 400051**

SEBI Research Analyst Registration No: **INH000000040**

Brand Name: **BOBCAPS**

Trade Name: **www.barodaetrade.com**

CIN: **U65999MH1996GOI098009**

This document has been prepared by BOB Capital Markets Ltd. (BOBCAPS) and is intended for use only by the person or entity to which it is addressed to. This Document may contain confidential and/or privileged material and is not for any type of circulation and any review, retransmission, or any other use is strictly prohibited. This Document is subject to changes without prior notice. This document does not constitute an offer to sell or solicitation for the purchase or sale of any financial instrument or as an official confirmation of any transaction. Though disseminated to all customers who are due to receive the same, not all customers may receive this report at the same time. BOBCAPS will not treat recipients as customers by virtue of their receiving this report.

The information contained herein is obtained from publicly available data or other sources believed to be reliable and BOBCAPS has not independently verified the accuracy and completeness of the said data and hence it should not be relied upon as such. While we would endeavour to update the information herein on reasonable basis, BOBCAPS, its subsidiaries and associated companies, their directors and employees ("BOBCAPS and affiliates") are under no obligation to update or keep the information current. Also, there may be regulatory, compliance, or other reasons that may prevent BOBCAPS and affiliates from doing so. This document is prepared for assistance only and is not intended to be and must not alone be taken as the basis for an investment decision. Recipients of this report should also be aware that past performance is not necessarily a guide to future performance and value of investments can go down as well. The user assumes the entire risk of any use made of this information. Each recipient of this document should make such investigations as it deems necessary to arrive at an independent evaluation of an investment in the securities of companies referred to in this document (including the merits and risks involved), and should consult its own advisors to determine the merits and risks of such an investment. The investment discussed or views expressed may not be suitable for all investors. We do not undertake to advise you as to any change of our views. Since this a technical research report, the views expressed herein would be valid for very short / limited time frame and could be rendered outdated based on market movements. For the same reasons, the views expressed herein may not be aligned with research views arising from study of fundamentals of the company / security. BOBCAPS does not assure continuing relevance of its views expressed herein. This report is not directed or intended for distribution to, or use by, any person or entity who is a citizen or resident of or located in any locality, state, country or other jurisdiction, where such distribution, publication, availability or use would be contrary to law, regulation or which would subject BOBCAPS and affiliates to any registration or licensing requirement within such jurisdiction. The securities described herein may or may not be eligible for sale in all jurisdictions or to certain category of investors. Persons in whose possession this document may come are required to inform themselves of and to observe such restriction. The analyst certifies that the analyst has not dealt or traded directly or indirectly in securities mentioned herein and that all of the views expressed in this document accurately reflect his or her personal views about the subject company or companies and its or their securities. The analyst further certifies that neither he or its associates or his relatives has any direct or indirect financial interest nor have actual or beneficial ownership of 1% or more in the securities of the company at the end of the month immediately preceding the date of publication of the research report nor have any material conflict of interest nor has served as officer, director or employee or engaged in market making activity of the company. Further, the analyst has also not been a part of the team which has managed or co-managed the public offerings of the company and no part of the analyst's compensation was, is or will be, directly or indirectly related to specific recommendations or views expressed in this document. BOBCAPS or its associates or analysts have not received any compensation for investment banking, merchant banking, brokerage services or any compensation or other benefits from the subject company or from third party in the past twelve months in connection with the research report. Either BOBCAPS or its affiliates or its directors or employees / representatives / clients or their relatives may have position(s), make market, act as principal or engage in transactions of purchase or sell of securities, from time to time or may be materially interested in any of the securities or related securities referred to in this report. BOBCAPS may from time to time solicit from, or perform investment banking, or other services for, any company mentioned herein. Without limiting any of the foregoing, in no event shall BOBCAPS, any of its affiliates or any third party involved in, or related to, computing or compiling the information have any liability for any damages of any kind. Please refer the Risk Disclosure Document issued by SEBI and go through the Rights and Obligations and Do's and Don't's issued by Stock Exchanges and Depositories before trading on the Stock Exchanges. For commodities derivatives please note that Commodities Derivatives are highly leveraged instruments and their prices may be dramatically influenced by factors such as prices of underlying, government policies, international market prices, international political situations and other macro-economic factors. Before investing in the asset class consider your investment objectives, level of experience and risk appetite carefully. The research recommendations shall not imply any assured / guaranteed returns or any minimum returns and there may be risk of loss of capital.

Standard Warnings:

"Investment in securities market are subject to market risks. Read all the related documents carefully before investing."

"Registration granted by SEBI, and certification from NISM in no way guarantee performance of the intermediary or provide any assurance of returns to investors."

For any complaints email at investorgrievance@bobcaps.in.