



BOBCAPS

TRUST | INNOVATION | EXCELLENCE

DAILY TECHNICAL & DERIVATIVES REPORT

- Macro Pulse
- Market Snapshot
- India Key News
- Institutional Activity
- Index View
- Stocks & Sector Updates
- Key Moving Averages

27th May, 2026

Shantanu Vartak | Shantanu.Vartak@bobcaps.in

Research Analyst.

GLOBAL SCRIPS	LTP	CHANGE	% CHG
DJIA	50,461.68	-118.02	-0.23%
S&P 500	7,519.12	45.65	0.61%
NASDAQ 100	30,001.32	519.68	1.76%
FTSE 100	10,491.39	25.13	0.24%
NIKKEI (8:00 AM)	65,912.00	915.91	1.41%
HANG SENG (8:00 AM)	25,447.00	-152.45	-0.60%
GOLD	4,537.76	2.76	0.06%
SILVER	77.17	0.56	0.73%
BRENT OIL	95.59	-1.08	-1.12%
DOLLAR INDEX	99.05	-0.05	-0.05%
USD/INR	95.80	0.12	0.13%

*Closed

*Source: investing.com, moneycontrol.com

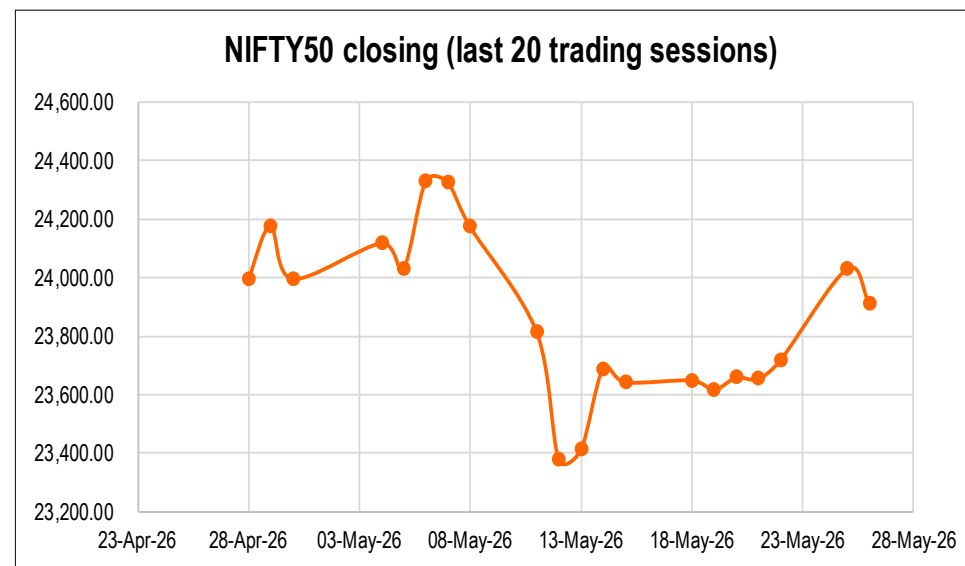
Global updates

- The **S&P 500** and **Nasdaq Composite** closed at fresh record highs on Tuesday, supported by continued optimism around AI-led technology stocks despite lingering concerns over Middle East peace talks following recent U.S. strikes on Iran. **Asian equities** followed with strong momentum, climbing to record levels as gains in technology shares and easing geopolitical tensions improved investor sentiment across the region.
- On the currency front, **USD/INR** rebounded from its 20-day SMA support near 95.47 on Tuesday after witnessing a corrective decline from the recent high of 96.96 over the previous four sessions.
- **GIFT Nifty** trading at ~23,890.00 is indicating a muted start for the Indian market on Wednesday.

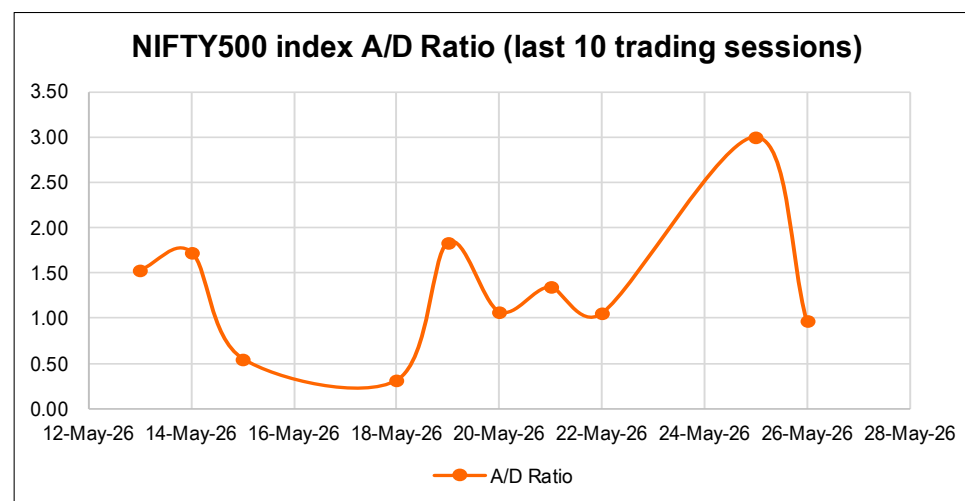


MARKET SNAPSHOT

INDIAN INDICES	LTP	CHANGE	% CHG
NIFTY 50	23,913.70	-118.00	-0.49%
SENSEX	76,009.70	-479.26	-0.63%
BANK NIFTY	55,092.90	-200.75	-0.36%
FIN NIFTY	25,932.25	-169.90	-0.65%
MIDCAP NIFTY	14,675.60	115.70	0.79%
NIFTY SMLCAP 250	17,009.55	33.15	0.20%
INDIA VIX	16.22	-0.48	-2.87%



INDEX	ADVANCE	DECLINE	UNCHANGED
NIFTY 50	18	32	0
NIFTY 500	244	253	7
NIFTY F&O	98	112	1



INDEX	SCRIPTS TRADING ABOVE 20 DSMA
NIFTY 50	26
NIFTY 500	282



Coal India

The Government of India will sell up to a 1 percent stake in Coal India via an offer-for-sale (OFS) on May 27 and May 29, with an option to additionally offload another 1 percent stake. The floor price has been fixed at Rs 412 per share.

Tata Elxsi

The company announced the launch of ViTel, a material intelligence solution for medical device manufacturers, co-developed with Viridium AI, a material intelligence platform company.

Canara Bank

The board meeting of the bank is scheduled to be held on June 2 to consider and approve the bank's capital raising plan for FY2026-27.



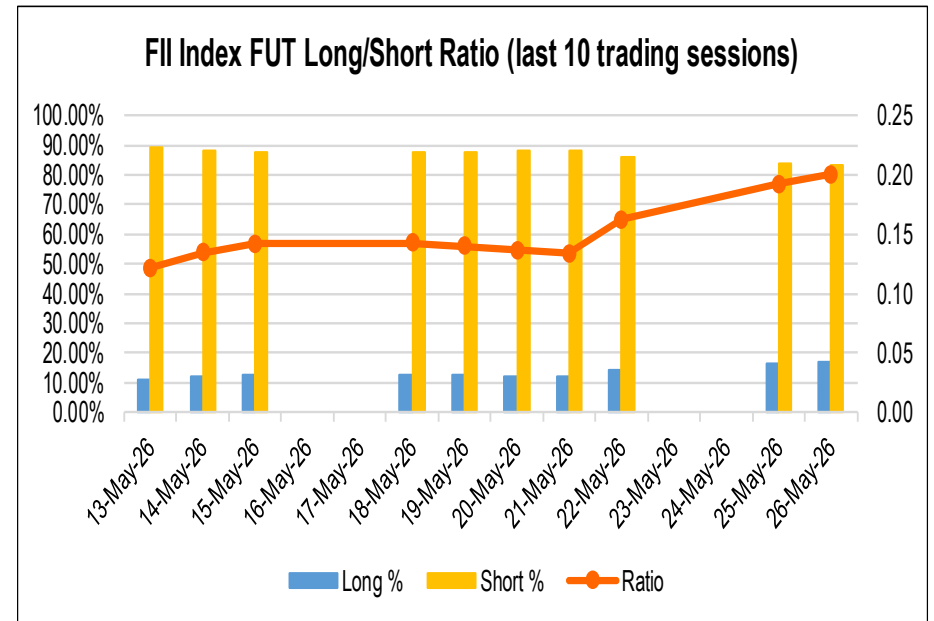
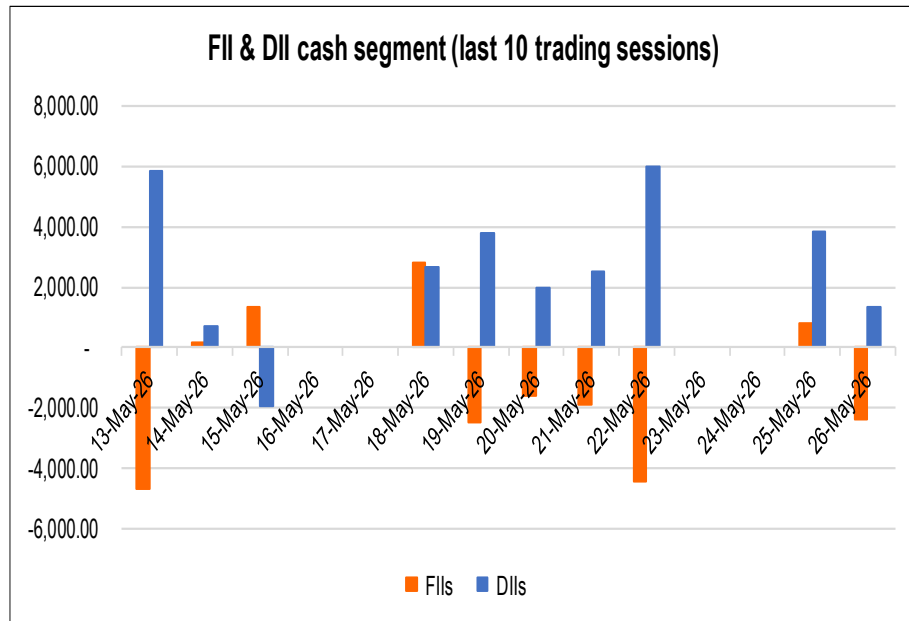
INSTITUTIONAL ACTIVITY

*INR in Crores

Cash Segment	26-5-2026	MTD	YTD
FII Net Flows	-2,407.87	-33,814.77	-2,74,566.64
DII Net Flows	1,361.43	62,083.79	3,63,751.88

*INR in Crores

FII's F&O Flows	26-5-2026	MTD
Index Futures	-3,263.55	-7,967.92
Index Options	-38,017.71	-93,872.18
Stock Futures	1,380.21	-1,550.47
Stock Options	-2,021.51	-4,716.95

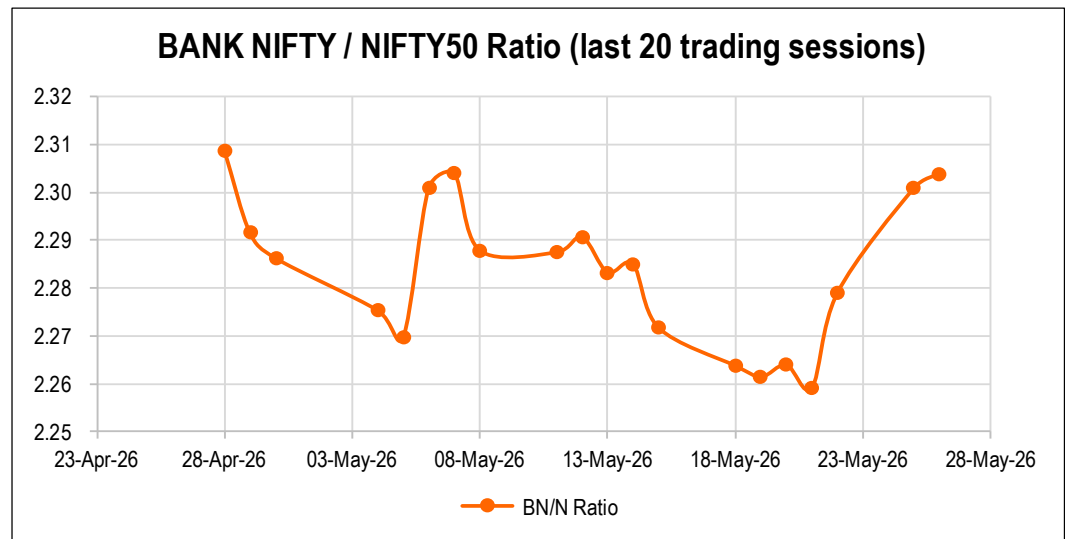
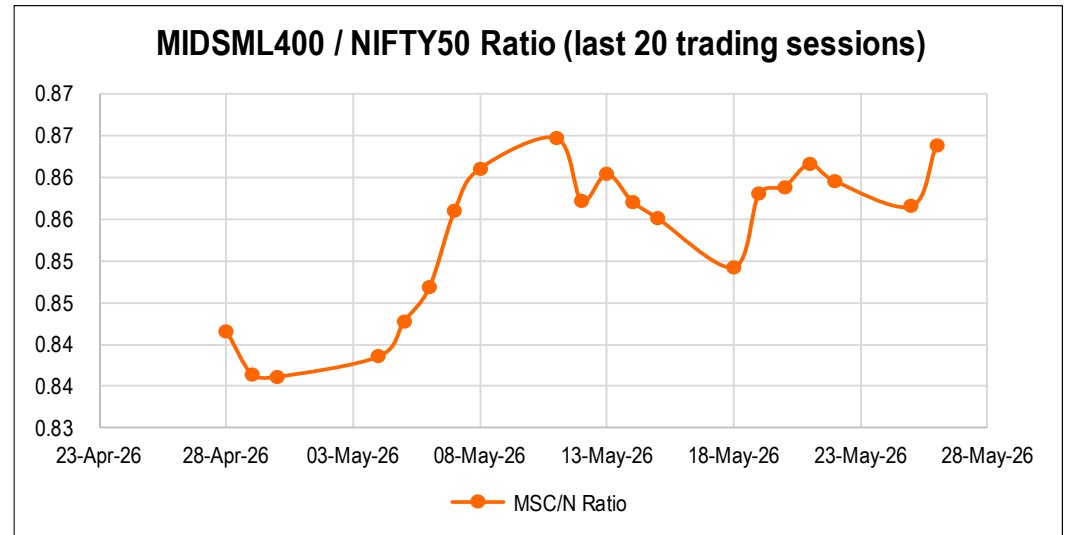




INDEX VIEW

NIFTY	
Spot	23913.70
Futures	23978.90
Highest CE OI (30 th JUNE)	25000
Highest PE OI (30 th JUNE)	23000
PCR (30 th JUNE)	1.17
Key Supply Zones	24100, 24500
Key Demand Zones	23800, 23300

BANK NIFTY	
Spot	55092.90
Futures	55457.80
Highest CE OI (30 th JUNE)	60000
Highest PE OI (30 th JUNE)	60000
PCR (30 th JUNE)	0.98
Key Supply Zones	55500, 56300
Key Demand Zones	55000, 54200





Index	LTP	1 Day	1 Week	1 Month	YTD
Nifty Metal	13,492.55	1.10%	2.32%	3.42%	20.82%
Nifty Energy	40,814.60	0.58%	1.64%	-0.43%	15.54%
Nifty FMCG	50,227.35	0.14%	-0.58%	-1.29%	-9.46%
Nifty Auto	26,480.50	0.07%	2.18%	2.68%	-6.06%
Nifty IT	28,978.50	0.00%	-0.71%	0.06%	-23.51%
Nifty Pharma	24,659.20	-0.06%	-0.74%	6.48%	8.52%
Nifty Oil & Gas	11,515.60	-0.08%	1.38%	-1.46%	-5.85%
Nifty Media	1,375.15	-0.24%	-1.78%	-6.51%	-4.81%
Nifty Healthcare	15,663.65	-0.26%	-1.18%	5.09%	6.99%
Nifty Bank	55,092.90	-0.36%	2.86%	-0.55%	-7.53%
Nifty Infrastructure	9,418.30	-0.44%	0.67%	0.00%	-2.06%
Nifty PSU Bank	8,200.20	-0.46%	2.88%	-5.34%	-3.90%
Nifty Realty	782.00	-0.52%	1.95%	-1.49%	-10.93%
Nifty Private Bank	26,760.80	-0.62%	2.81%	1.37%	-6.83%
Nifty Financial Services	25,932.25	-0.65%	2.52%	-0.02%	-6.09%
Nifty Consumer Durables	35,294.95	-1.05%	0.84%	-7.17%	-3.97%

Sector View

Nifty Midcap Select index marked a fresh all-time high at 14,701 on Tuesday, reinforcing the prevailing bullish momentum. The index recently witnessed a rebound after taking support near the 20 DSMA, aligning with the broader uptrend. Additionally, the daily chart has registered a moving average 'golden crossover', indicating strength in trend continuation and suggesting further upside potential over the coming weeks.

Stocks in Bullish Momentum: ADANIEN, TMPV.

Stocks in Bearish Momentum: BHARTIARTL, RVNL.

Stocks in F&O ban list: Nil.

Results today (Nifty 200 index)

CUMMINSIND, GMRAIRPORT.



KEY MOVING AVERAGES (NIFTY50 STOCKS)

Symbol	LTP	%Change	20 DSMA	50 DSMA	200 DSMA
ADANIENT	2969.30	4.20	2597.00	2255.50	2267.72
ADANIPTS	1811.20	0.46	1747.22	1564.63	1473.80
APOLLOHSP	8258.50	-1.73	8003.57	7711.86	7529.05
ASIANPAINT	2647.00	-0.41	2557.78	2407.19	2537.07
AXISBANK	1299.30	-0.91	1270.32	1272.62	1237.20
BAJAJ_AUTO	10593.00	0.97	10304.80	9696.95	9269.87
BAJAJFINSV	1800.70	-0.37	1773.58	1762.86	1956.80
BAJFINANCE	930.20	-1.24	931.57	899.89	962.33
BEL	420.10	-0.41	427.99	432.40	415.42
BHARTIARTL	1846.90	-1.49	1853.81	1837.94	1957.98
CIPLA	1417.50	0.25	1366.88	1295.83	1436.45
COALINDIA	458.15	0.03	464.54	456.01	413.01
DRREDDY	1327.90	-0.26	1310.35	1279.26	1260.74
EICHERMOT	7376.00	-0.51	7129.90	7038.93	7006.59
ETERNAL	250.17	1.01	247.44	242.62	286.71
GRASIM	3165.00	-0.21	2957.70	2788.42	2801.89
HCLTECH	1161.90	-0.33	1173.15	1291.68	1479.32
HDFCBANK	778.90	-1.01	772.07	784.76	920.29
HDFCLIFE	618.85	-0.19	607.31	609.15	715.03
HINDALCO	1103.80	0.38	1066.52	999.51	870.43
HINDUNILVR	2209.40	0.59	2260.54	2201.14	2368.70
ICICIBANK	1279.10	-0.98	1261.09	1277.34	1358.94
INDIGO	4480.80	-0.47	4354.04	4359.77	5130.85
INFY	1167.70	-0.07	1161.82	1229.20	1442.25
ITC	301.65	-0.76	307.73	303.47	361.76

Symbol	LTP	%Change	20 DSMA	50 DSMA	200 DSMA
JIOFIN	240.67	-0.44	241.41	239.62	281.32
JSWSTEEL	1293.60	0.33	1277.79	1222.98	1168.81
KOTAKBANK	388.65	-1.07	381.57	375.25	406.55
LT	4037.80	0.11	3977.34	3853.20	3884.31
M&M	3107.30	-1.01	3160.63	3127.20	3433.45
MARUTI	13208.00	0.29	13254.55	13094.98	14864.63
MAXHEALTH	993.95	-0.69	1027.68	998.05	1085.99
NESTLEIND	1428.60	1.06	1450.41	1328.63	1263.32
NTPC	389.70	-0.09	394.92	387.89	352.42
ONGC	287.50	0.89	292.61	284.12	256.47
POWERGRID	292.55	-0.95	307.15	305.03	285.81
RELIANCE	1356.30	-0.78	1386.80	1373.28	1429.04
SBILIFE	1883.20	-0.98	1854.84	1872.36	1926.05
SBIN	968.50	-0.11	1006.05	1039.11	980.13
SHRIRAMFIN	952.15	-1.02	952.70	969.07	856.92
SUNPHARMA	1840.80	0.01	1844.07	1774.92	1712.60
TATACONSUM	1187.60	0.03	1194.39	1128.45	1137.31
TATASTEEL	210.47	0.12	212.95	205.27	184.45
TCS	2276.20	-1.39	2356.29	2423.33	2893.07
TECHM	1458.70	1.62	1432.74	1423.04	1493.52
TITAN	4105.90	-1.28	4230.83	4238.74	3935.16
TMPV	385.60	3.31	353.76	338.96	372.89
TRENT	4239.60	-1.40	4175.25	3945.83	4367.69
ULTRACEMCO	11623.00	-0.88	11700.50	11473.98	12031.05
WIPRO	203.73	-1.50	197.40	198.00	232.13

Name of the Research Entity: BOB Capital Markets Limited

Registered office Address: 1704, B Wing, Parinee Crescenzo, G Block, BKC, Bandra East, Mumbai 400051

SEBI Research Analyst Registration No: INH000000040 (Perpetual)

SEBI Stock Broker Registration No: INZ000159332

SEBI Depository Participant Registration No: IN-DP-728-2022

SEBI Merchant Banker Registration No: INM000009926

Phone: +91-22-61389300

Name of the Compliance Officer: Mr. Sameer Khobrekar

Email ID: Compliance@bobcaps.in; Phone no.: +91-22-61389358

For any queries or grievances, you may contact the Grievance Officer.

Name of the Grievance Officer: Mr. Manoj Pawar

Email ID: head-customer@bobcaps.in; Phone no: 0+91-22-69417333

Brand Name: BOBCAPS

Website: <https://www.bobcaps.in/>

CIN: U65999MH1996GOI098009

Investments in securities market are subject to market risks. Read all the related documents carefully before investing.

Registration granted by SEBI and certification from NISM in no way guarantee performance of the intermediary or provide any assurance of returns to investors.

**Analyst certification**


Each of the analysts mentioned in this research report certify, with respect to the sections of the report for which they are responsible, that (1) all of the views expressed in this report accurately reflect his/her personal views about the subject company or companies and its or their securities, and (2) no part of his/her compensation was, is, or will be, directly or indirectly, related to the specific recommendation(s) or view(s) in this report. Analysts are not registered as research analysts by FINRA and are not associated persons of BOB Capital Markets Limited (BOBCAPS).

Important disclosures

This product is a compilation of previously published research notes. To view the complete report along with the associated Analyst certifications and Company-specific disclosures, please click on the hyperlink accompanying each excerpt.

General disclaimers

BOBCAPS is engaged in the business of Stock Broking and Investment Banking. BOBCAPS is a member of the National Stock Exchange of India Limited and BSE Limited and is also a SEBI-registered Category I Merchant Banker. BOBCAPS is a wholly owned subsidiary of Bank of Baroda which has its various subsidiaries engaged in the businesses of stock broking, lending, asset management, life insurance, health insurance and wealth management, among others. BOBCAPS's activities have neither been suspended nor has it defaulted with any stock exchange authority with whom it has been registered in the last five years. BOBCAPS has not been debarred from doing business by any stock exchange or SEBI or any other authority. No disciplinary action has been taken by any regulatory authority against BOBCAPS affecting its equity research analysis activities. BOBCAPS prohibits its analysts, persons reporting to analysts, and members of their households from maintaining a financial interest in the securities or derivatives of any companies that the analysts cover. Additionally, BOBCAPS prohibits its analysts and persons reporting to analysts from serving as an officer, director, or advisory board member of any companies that the analysts cover. Our salespeople, traders, and other professionals may provide oral or written market commentary or trading strategies to our clients that reflect opinions contrary to the opinions expressed herein, and our proprietary trading and investing businesses may make investment decisions that are inconsistent with the recommendations expressed herein. In reviewing these materials, you should be aware that any or all of the foregoing, among other things, may give rise to real or potential conflicts of interest. Additionally, other important information regarding our relationships with the company or companies that are the subject of this material is provided herein. This material should not be construed as an offer to sell or the solicitation of an offer to buy any security in any jurisdiction. We are not soliciting any action based on this material. It is for the general information of BOBCAPS's clients. It does not constitute a personal recommendation or take into account the particular investment objectives, financial situations, or needs of individual clients. Before acting on any advice or recommendation in this material, clients should consider whether it is suitable for their particular circumstances and, if necessary, seek professional advice. BOBCAPS research reports follow rules laid down by Securities and Exchange Board of India and individuals employed as research analysts are separate from other employees who are performing sales trading, dealing, corporate finance advisory or any other activity that may affect the independence of its research reports. The price and value of the investments referred to in this material and the income from them may go down as well as up, and investors may realize losses on any investments. Past performance is not a guide for future performance, future returns are not guaranteed and a loss of original capital may occur. BOBCAPS does not provide tax advice to its clients, and all investors are strongly advised to consult with their tax advisers regarding any potential investment in certain transactions — including those involving futures, options, and other derivatives as well as non-investment-grade securities — that give rise to substantial risk and are not suitable for all investors. The material is based on information that we consider reliable, but we do not represent that it is accurate or complete, and it should not be relied on as such. Opinions expressed are our current opinions as of the date appearing on this material only. We endeavour to update on a reasonable basis the information discussed in this material, but regulatory, compliance, or other reasons may prevent us from doing so. We and our affiliates, officers, directors, and employees, including persons involved in the preparation or issuance of this material, may from time to time have "long" or "short" positions in, act as principal in, and buy or sell the securities or derivatives thereof of companies mentioned herein and may from time to time add to or dispose of any such securities (or investment). We and our affiliates may assume an underwriting commitment in the securities of companies discussed in this document (or in related investments), may sell them to or buy them from customers on a principal basis, and may also perform or seek to perform investment banking or advisory services for or relating to these companies and may also be represented in the supervisory board or any other committee of these companies. For the purpose of calculating whether BOBCAPS and its affiliates hold, beneficially own, or control, including the right to vote for directors, one per cent or more of the equity shares of the subject company, the holdings of the issuer of the research report is also included. BOBCAPS and its non-US affiliates may, to the extent permissible under applicable laws, have acted on or used this research to the extent that it relates to non-US issuers, prior to or immediately following its publication. Foreign currency denominated securities are subject to fluctuations in exchange rates that could have an adverse effect on the value or price of or income derived from the investment. In addition, investors in securities such as ADRs, the value of which are influenced by foreign currencies, effectively assume currency risk. In addition, options involve risks and are not suitable for all investors. Please ensure that you have read and understood the Risk disclosure document before entering into any derivative transactions. No part of this material may be (1) copied, photocopied, or duplicated in any form by any means or (2) redistributed without BOBCAPS's prior written consent. Company-specific disclosures under SEBI (Research Analysts) Regulations, 2014. The research analyst(s) or his/her relatives do not have any material conflict of interest at the time of publication of this research report. BOBCAPS or its research analyst(s) or his/her relatives do not have any financial interest in the subject company. BOBCAPS or its research analyst(s) or his/her relatives do not have actual/beneficial ownership of one per cent or more securities in the subject company at the end of the month immediately preceding the date of publication of this report. The research analyst(s) has not received any compensation from the subject company or third party in the past 12 months in connection with research report/activities. Compensation of the research analyst(s) is not based on any specific merchant banking, investment banking or brokerage service transactions. BOBCAPS or its research analyst(s) is not engaged in any market making activities for the subject company. The research analyst(s) has not served as an officer, director or employee of the subject company. BOBCAPS or its associates may have material conflict of interest at the time of publication of this research report. BOBCAPS's associates may have financial interest in the subject company. BOBCAPS's associates may hold actual / beneficial ownership of one per cent or more securities in the subject company at the end of the month immediately preceding the date of publication of this report. BOBCAPS or its associates may have managed or co-managed a public offering of securities for the subject company or may have been mandated by the subject company for any other assignment in the past 12 months.



DISCLAIMER

BOBCAPS may have received compensation from the subject company in the past 12 months. BOBCAPS may from time to time solicit or perform investment banking services for the subject company. BOBCAPS or its associates may have received compensation from the subject company in the past 12 months for services in respect of managing or co-managing public offerings, corporate finance, investment banking or merchant banking, brokerage services or other advisory services in a merger or specific transaction. BOBCAPS or its associates may have received compensation for products or services other than investment banking or merchant banking or brokerage services from the subject company in the past 12 months.

Other disclaimers

BOBCAPS and MAYBANK (as defined below) make no representation or warranty, express or implied, as to the accuracy or completeness of any information obtained from third parties and expressly disclaim the merchantability, suitability, quality and fitness of this report. The information in this report has not been independently verified, is provided on an “as is” basis, should not be relied on by you in connection with any contract or commitment, and should not be used as a substitute for enquiries, procedures and advice which ought to be undertaken by you. This report also does not constitute an offer or solicitation to buy or sell any securities referred to herein and you should not construe this report as investment advice. All opinions and estimates contained in this report constitute BOBCAPS’s judgment as of the date of this report and are subject to change without notice, and there is no obligation on BOBCAPS or MAYBANK to update this report upon issuance. This report and the information contained herein may not be reproduced, redistributed, disseminated or copied by any means without the prior consent of BOBCAPS and MAYBANK. To the full extent permitted by law neither BOBCAPS, MAYBANK nor any of their respective affiliates, nor any other person, accepts any liability howsoever arising, whether in contract, tort, negligence, strict liability or any other basis, including without limitation, direct or indirect, special, incidental, consequential or punitive damages arising from any use of this report or the information contained herein. By accepting this report, you agree and undertake to fully indemnify and hold harmless BOBCAPS and MAYBANK from and against claims, charges, actions, proceedings, losses, liabilities, damages, expenses and demands (collectively, the “Losses”) which BOBCAPS and/or MAYBANK may incur or suffer in any jurisdiction including but not limited to those Losses incurred by BOBCAPS and/or MAYBANK as a result of any proceedings or actions brought against them by any regulators and/or authorities, and which in any case are directly or indirectly occasioned by or result from or are attributable to anything done or omitted in relation to or arising from or in connection with this report.

Distribution into the United Kingdom (“UK”):

This research report will only be distributed in the United Kingdom, in accordance with the applicable laws and regulations of the UK, by Maybank Securities (London) Ltd (“MSL”) who is authorised and regulated by the Financial Conduct Authority (“FCA”) in the United Kingdom (MSL and its affiliates are collectively referred to as “MAYBANK”). BOBCAPS is not authorized to directly distribute this research report in the UK. This report has not been prepared by BOBCAPS in accordance with the UK’s legal and regulatory requirements. This research report is for distribution only to, and is solely directed at, selected persons on the basis that those persons: (a) are eligible counterparties and professional clients of MAYBANK as selected by MAYBANK solely at its discretion; (b) have professional experience in matters relating to investments falling within Article 19(5) of the Financial Services and Markets Act 2000 (Financial Promotion) Order 2005, as amended from time to time (the “Order”), or (c) fall within Article 49(2)(a) to (d) (high net worth companies, unincorporated associations, etc. as mentioned in the stated Article) of the Order; (all such persons together being referred to as “relevant persons”). This research report is directed only at relevant persons and must not be acted on or relied on by any persons who are not relevant persons. Any investment or investment activity to which this material relates is available only to relevant persons and will be engaged in only with relevant persons. The relevant person as recipient of this research report is not permitted to reproduce, change, remove, pass on, distribute or disseminate the data or make it available to third parties without the written permission of BOBCAPS or MAYBANK. Any decision taken by the relevant person(s) pursuant to the research report shall be solely at their costs and consequences and BOBCAPS and MAYBANK shall not have any liability of whatsoever nature in this regard.

No distribution into the US:

This report will not be distributed in the US and no US person may rely on this communication.

Other jurisdictions:

This report has been prepared in accordance with SEBI (Research Analysts) Regulations and not in accordance with local regulatory requirements of any other jurisdiction. In any other jurisdictions, this report is only for distribution (subject to applicable legal or regulatory restrictions) to professional, institutional or sophisticated investors as defined in the laws and regulations of such jurisdictions by Maybank Securities Pte Ltd. (Singapore) and / or by any broker-dealer affiliate or such other affiliate as determined by Malayan Banking Berhad. If the recipient of this report is not as specified above, then it should not act upon this report and return the same to the sender. By accepting this report, you agree to be bound by the foregoing limitations.