

## WHOLESALE INFLATION

14 June 2021

### Rising oil and commodity prices push WPI higher

WPI inflation rose by 12.9% in May'21, highest since Sep'91, from 10.5% in Apr'21 led by fuel and power index (37.6% in May'21 from 20.9% in Apr'21) and manufactured products (10.8% in May'21 from 9% in Apr'21) index. Food inflation rose from 7.6% in Apr'21 to 8.1% in May'21. International commodity prices and oil prices have seen a MoM increase even in Jun'21. This implies fuel and manufactured products inflation will remain elevated in coming months. A normal monsoon bodes well for outlook on food inflation.

Sameer Narang | Aditi Gupta

Sonal Badhan

chief.economist@bankofbaroda.com

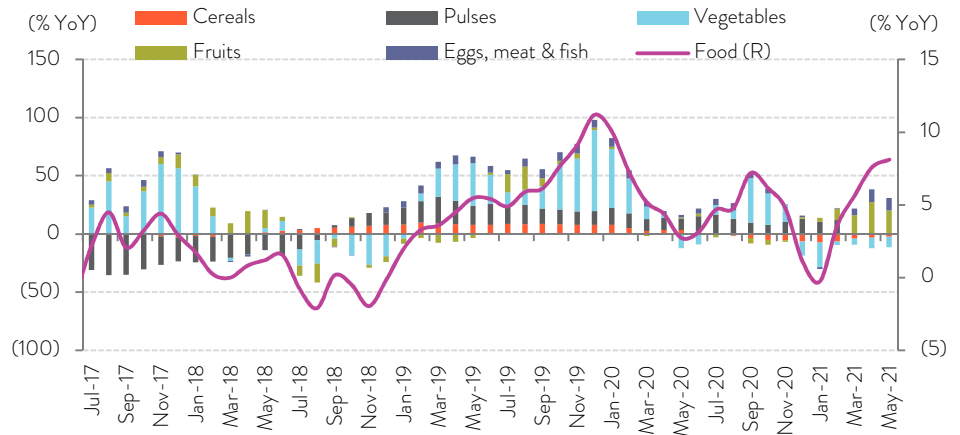
**Food inflation continues to rise:** Food inflation accelerated for the 4th straight month in May'21 to 8.1% (16-month high) from 7.6% in Apr'21 led by pulses and edible oils. While pulses index increased by 12.1% in May'21 from 10.7% in Apr'21, vegetable (edible) oils index rose by 51.7%. Deflation in cereals moderated to 2.5% from 3.3% in Apr'21. However, fruit prices rose at a slower pace of 20.2% versus 27.4% in Apr'21. Price rise in egg, meat and fish items was stable at 10.7% in May'21. Prices of vegetables contracted at 9% in May'21, same as Apr'21. A normal monsoon bodes well for food inflation. Edible oils too may see some dip as the Centre is considering reducing customs duty.

**Fuel and power inflation remains elevated:** Fuel and power inflation rose further to 37.6% in May'21 from 20.9% in Apr'21. A low base, index dropped by 23.1% May'20 compared with fall of only 12.6% in Apr'20, and rising oil prices explain this. Mineral oil index rose the most by 81.2% in May'21 (45.3% in Apr'21) with a broad based increase. On a YoY basis, Kerosene index moved up by 217.7% (42.7% in Apr'21), ATF by 234.4% (96.4%) and Naphtha by 241.1% (154.3%). Rising oil prices (Brent now at US\$ 72/bbl versus US\$ 68.3/bbl in May'21) imply upward bias in fuel and power inflation will remain.

**Core inflation inches further up:** Core inflation rose to its new high (2011-12 series) of 10% in May'21 from 8.4% in Apr'21. Manufactured products inflation also rose to 10.8% from 9% in Apr'21. Of the 22 commodities indices, as many as 13 commodities indices rose at a faster pace in May'21 than Apr'21 led by basic metals, fabricated metals, furniture and 'other manufacturing'. With a low base and international commodity prices firming up by 2.7% (MoM) in Jun'21, core and manufactured inflation is likely to remain elevated in coming months.

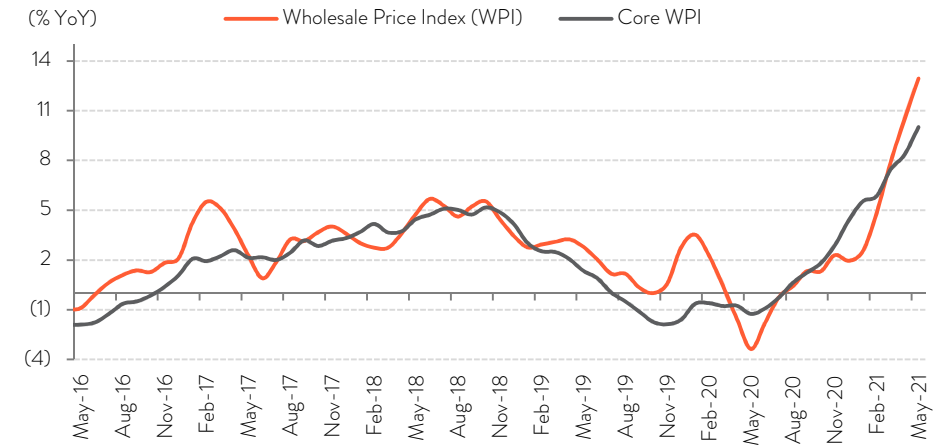


**FIG 1 – WHOLESALE FOOD INFLATION INCHES FURTHER UP IN MAY'21**



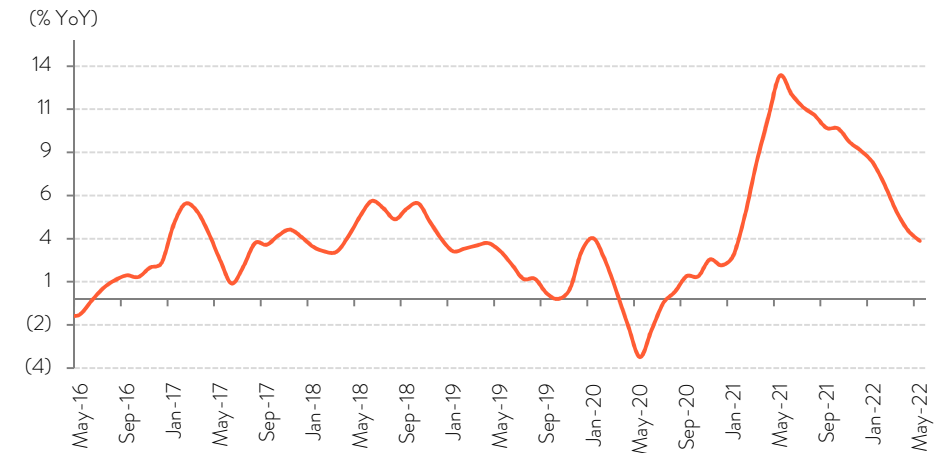
Source: CEIC, Bank of Baroda Research

**FIG 2 – CORE INFLATION SOLIDIFIES FURTHER**



Source: CEIC, Bank of Baroda Research

**FIG 3 – HEADLINE WPI TO REMAIN ELEVATED IN H1FY22**



Source: CEIC, Bank of Baroda Research

## Disclaimer

The views expressed in this research note are personal views of the author(s) and do not necessarily reflect the views of Bank of Baroda. Nothing contained in this publication shall constitute or be deemed to constitute an offer to sell/ purchase or as an invitation or solicitation to do so for any securities of any entity. Bank of Baroda and/ or its Affiliates and its subsidiaries make no representation as to the accuracy; completeness or reliability of any information contained herein or otherwise provided and hereby disclaim any liability with regard to the same. Bank of Baroda Group or its officers, employees, personnel, directors may be associated in a commercial or personal capacity or may have a commercial interest including as proprietary traders in or with the securities and/ or companies or issues or matters as contained in this publication and such commercial capacity or interest whether or not differing with or conflicting with this publication, shall not make or render Bank of Baroda Group liable in any manner whatsoever & Bank of Baroda Group or any of its officers, employees, personnel, directors shall not be liable for any loss, damage, liability whatsoever for any direct or indirect loss arising from the use or access of any information that may be displayed in this publication from time to time.

Visit us at [www.bankofbaroda.in](http://www.bankofbaroda.in)



For further details about this publication, please contact:

### **Economics Research Department**

Bank of Baroda

[chief.economist@bankofbaroda.com](mailto:chief.economist@bankofbaroda.com)